


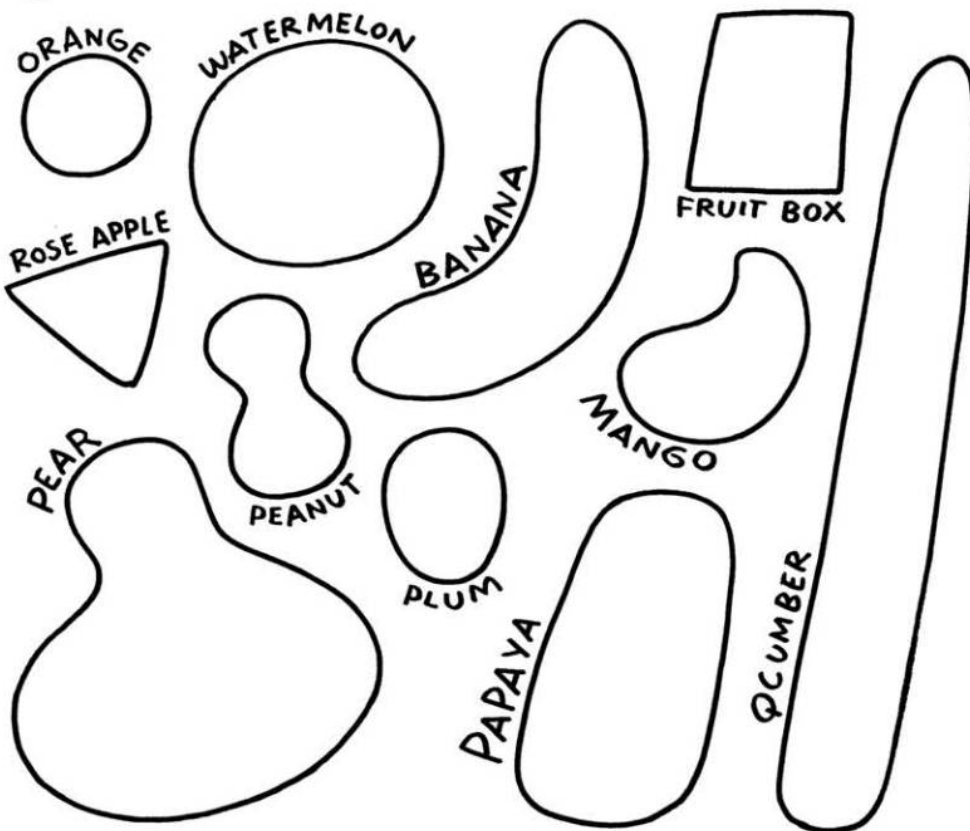
# Transforming fruit shapes into celebrities





# CARICATURE FRUIT CHALLENGE

HERE ARE THE 11 BASIC HEADSHAPES



Person drawn: \_\_\_\_\_


Your name & age: \_\_\_\_\_

Draw a person from a banana or any fruit shape!

# FACIAL FEATURES



## NOSES



## EYES




WHEN YOU'VE FOUND THE HEAD SHAPE AND ARE READY TO PUT ON THE FEATURES, BE AWARE OF ALL THE UNIQUE LOOKING FEATURES OUT THERE. DON'T HAVE A STANDARD "LOOK" FOR BIG NOSES AND LONG CHINS. STUDY EACH INDIVIDUAL FEATURE CAREFULLY BEFORE YOU DRAW.

HERE ARE A FEW EXAMPLES OF WHAT YOU CAN EXPECT TO SEE.

## MOUTHS



## CHINS








## EARS




# FACIAL EXPRESSIONS

From the simple shapes, add the different features. Think about how the person feels. Can you show that in your drawings?





# CARICATURE CHALLENGE



Name:

School:

Email:

Class:




MOTHER TERESA



ELVIS PRESLEY



TAYLOR SWIFT



ABRAHAM LINCOLN



SYLVESTER STALLONE



JACKIE CHAN




ARNOLD SCHWARZENEGGER



## CARICATURES OF FAMOUS PEOPLE

"ALL CHILDREN ARE ARTISTS.  
THE PROBLEM IS HOW TO REMAIN  
AN ARTIST ONCE HE GROWS UP."

—PABLO PICASSO



ANGELINA JOLIE



MUHAMMAD ALI



ALBERT EINSTEIN



JOSEPH SCHOOLING